

K4CO

NKARC

NOV. 1974

NORTHERN KENTUCKY AMATEUR RADIO CLUB * K4CO

Vol. 1
Num. 2

CLUB MEETING: First Tuesday of the month at 8 pm. Check into the net or call a club officer for location during the summer months.

NOVEMBER MEETING * Nov. 5, 8 pm Covington Red Cross Bldg., 421 Garrad St., Cov., Ky.

CLUB NET: Every Tuesday at 7:30 pm on 146.58 mhz fm.

CLUB TRAILER: Located on Kenton Lands Road in Erlanger, Ky. (opposite Van Lunens on on Dixie Hwy) under the Kenton County Water Tower.

COMING EVENTS

- Nov. 2-4 SS cw Contest
 5 NKARC meeting
 11 Muscular Dystrophy Drive
 16-18 SS Phone Contest
- Dec. 3 NKARC Meeting
 7-8 160 Meter Contest
 14-15 10 Meter Contest

SWEEPSTAKES

"CQ Sweepstakes" will be heard on all the amateur bands during two weekends this month. The cw contest will be held first (see dates above), with the phone event coming two weeks later.

Those interested in participating should contact Roger Troy, WA4SKP/8, at 661-5306. This will be a club event, using the club call, K4CO. A location is still needed, preferably at a QTH with a triband beam (or quad). K4JBV's QTH is a possibility.

MD DRIVE

The NKARC will provide mobile and base communications for the annual muscular dystrophy drive on Nov. 11.

Each mobile will have a number of pick up points and will maintain contact with net control during the entire operation. Actual time involved will be about 1 hour.

Neil Mays, WB4WSG, is coordinating the event. Drivers and riders are still needed and should contact Neil at 371-5121. This is a good opportunity for you to become familiar with net operations and provide a public service all in one.

1975 HAM-O-RAMA 1975

The date will be Sunday, May 25 (Memorial Day weekend). Bill Martin, K4JBV, has been appointed general chairman.

Last year was the first year for the event that drew over 800 hams from as far as New York. The proceeds from the event will be used to cover the cost of equipment and operating expenses for the club trailer.

Joe Burke, WA8OGS, will assist K4JBV in this years event.

DETERMINED CLUB MEMBER

Although not yet possessing a ham license, Robert Wynn is determined and has his Heath station all ready. He built the equipment himself and had club members assist in putting up an all band verticle to complete his station. BIG DEAL??? It is when you consider that Bob is blind and deaf.

Bob is one of a number of such prospective hams in the country who took a course to learn his code and theory. He has built a transducer to enable him to hear cw stations by vibration (it plugs into the headset jack). He copies cw at 15 wpm, so it shouldn't be long before he has his ticket. Wish him luck in passing his exam when you see him at the next club meeting.

STILL NO NAME

The NKARC newsletter still needs a name. Just write your ideas on a postcard and send to WA8OGS, 6381 Mullan Rd., Cin., Ohio 45239. If you have any other ideas or articles, send them along too.

President Bob Pentz, K4DMA, called the meeting to order at 8:10 pm. The minutes of the Sept. meeting were approved as printed in the Oct. newsletter.

The treasurer was not present - the previous balance was \$1397.61.

Joe Burke, WA8OGS, gave a report on the cost of the newsletter - about \$9 a month for 250 copies. Gary Johnston, WB4FAT suggested the newsletter be published quarterly. WA8OGS said he is willing to try a monthly issue thru December. John Coyle, WA4LUD, made a motion to try the monthly publication; WB4FAT seconded the motion. The motion carried unanimously.

Bill Martin, K4JBV, suggested making mailing plates for an addressograph. Dick Johnston, WA4KUB, suggested a method using Xerox sheets with peel-off backing for the same purpose. Both will give reports at the next meeting.

K4DMA passed out sheets with sub-area coordinators assigned. WB4FAT, the disaster chairman, suggested that the sub-area coord. meeting be moved to 8:30 pm instead of 7:30 the second Tuesday of Oct.

K4JBV volunteered to put in the power lines to the trailer and also to put in the oil tank for the heater. He will form a working committee to assist him.

K4JBV made a motion that there be a separate officers meeting (outside the regular club meeting), and they would give a report at the regular monthly meeting. This would enable us to have more time for a regular program (movies, talks, etc.) and gab sessions at the regular meeting.

Neal Mays, WB4WSG, will have info on the Muscular Dystrophy Drive (Nov 11) at the Nov. meeting.

K4JBV made a motion to adjourn and Roger Troy, WA4SKP, seconded the motion. The meeting was adjourned at 9:35 pm.

(Minutes were recorded by WB4WSG in absence of the recording secretary.)

Respectfully submitted,
Dennis Lampe, WA8KIY
recording secretary

Only 19 members attended the October meeting at the Covington Red Cross Bldg. Let's all try and make the Nov. meeting. The meetings start at about 8pm and last till about 9 or 9:30 pm, with a gab session afterward.

Monday evening Oct. 8, the new sub-area coordinators met at the NKARC Communications Trailer in Erlanger. New appointees are: K4MEE, WB4WSG, WB4VVO, WB4JLA, WA4LPC, WA4JYS, WA4TZT, WA4KQB, WA4DQY, WA4RUO. Appointments were made by Bob, K4DMA, at the October meeting.

Try your hand at passing traffic. The Northern Kentucky Emergency Net is still meeting every Tuesday night at 7:30 pm on 146.58 mhz F3 mode (fm). Traffic may be passed to any state or country in the world with which we have a third-party agreement thru this local net. Messages may be QSP'ed to the low band nets thru WB4WSG, who regularly works the Ky. ssb net (KTN); WA4PII, Earl, our local M.A.R.S. rep; or WB4FAT, Gary, working cw (KYN AND KSN) nets. Send your traffic to one of these stations and keep the traffic flowing. Traffic is the lifeblood of any net and keeps our gears well oiled for that imminent emergency in our future.

Below is a sample formal message. The text should be limited to a maximum of 25 words if possible.

NR 1 ROUTINE (FROM) WB4FAT OCT. 20,
1974 ZULU TO NKEN - THE NKARC HAS THE
POTENTIAL AND THE DEDICATED MEMBERS THAT
CAN MAKE THE BEST RADIO CLUB IN THE
STATE X LET'S MAKE IT HAPPEN X 73 - GARY

Gary Johnston, WB4FAT
Chairman

BUY - SWAP - SELL

Buy - TOWER, self-support, for club trailer site (about 40 ft.); also rotor (TR-44 or Ham M) - both must be in excellent shape. Contact Bill Martin, 411 Glaser Dr., Independence, Ky. 41051

WANTED - Ham magazines in good condition - 73, QST, CQ, HAM RADIO and other publications for the club trailer. Contact Bill Martin at 3711655

CLUB OFFICERS (1974)

Pres. Bob Pentz	K4DMA	371-6488
Vpres. Evan Williams	K4LSB	441-4464
Treas. Roger Schmitt	WB4HDW	371-7748
CorSy. Donna Gasper	WA4EGK	491 8572
RecSy. Dennis Lampe	WA8KIY	451-2864

by Bill Martin, K4JBV

When a new repeater comes on the air and it is discovered that it has autopatch capabilities, pretty soon these questions are asked: How do I wire my pad? How do I hook it into my radio? In this article I hope to shed some light on these problems. I might add that I am no authority on the subject and any knowledge I picked up has been obtained thru trial and error. No doubt there are better ways; however, my methods do seem to work ok.

Figure 1a is a block diagram of the Western Electric touchtone pad and it shows which wires we will need to wire our pad. Figure 1b is a schematic of the wiring arrangement for a rig with low impedance input. An example of a rig of this type would be one of the older commercial types that use a carbon mike input.

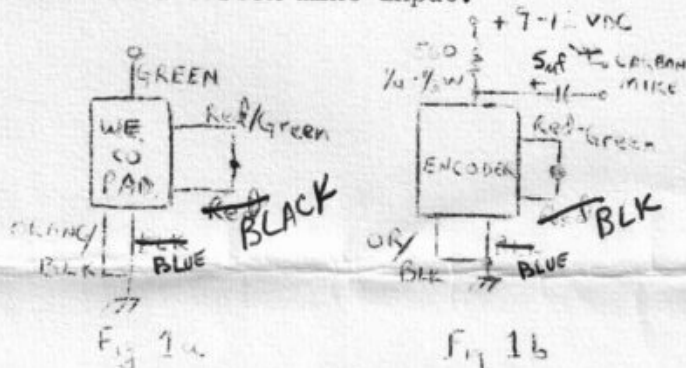


Fig 1a

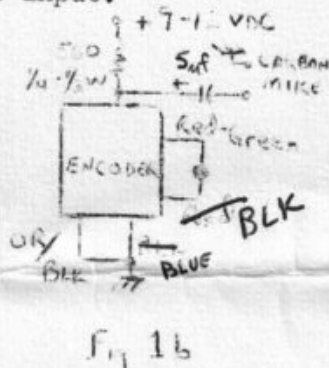


Fig 1b

Figure 2 is the wiring schematic used for a high impedance input. An example of this type of rig would be most amateur rigs using a crystal or ceramic microphone and also most of the newer types of commercial equipment.

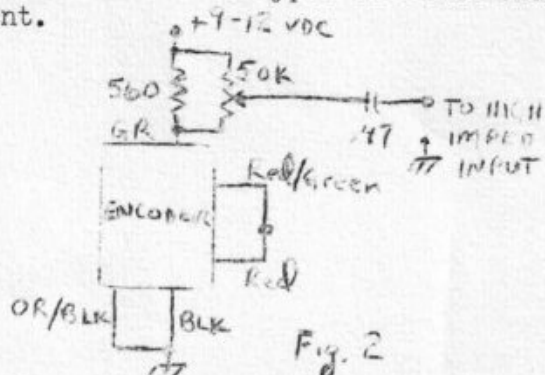


Fig. 2

I would like to mention that these schematics are taken out of the FM and Repeater Handbook published by the ARRL.

Ok, now we have a schematic to use, so lets discuss how it can be connected into the radio. I found that on the low impedance circuit of Fig. 1b, all that was necessary was to connect the output from

the encoder box to the rig. It seemed to me that a disconnect on both the encoder and on the rig would be nice, so I used RCA phono plugs - placing a female RCA type on both. Radio Shack sells various types of audio connectors on each end, so I used one with RCA male connectors on each end.

On the high impedance circuit of Fig. 2, I found that it seemed to work out better in some cases if I connected direct to the mike line. Such would be the case if a schematic of the rig was not available to work with, if there wasn't any room to work in, or if there may be any doubt about direct connection into the audio circuit. In other cases it seemed better to connect to the second mike amplifier stage. Any connection that I made to the radios I hooked up was thru an isolation resistor usually placed in the radio itself - a value of around 50k seemed to provide enough isolation to keep from loading down the mike circuit. This may not have been necessary.

Anyway I hope this information may be of some help to you. Remember to use your imagination a little - a different type of connector may suit your fancy or maybe direct connection may be preferred over the disconnect method. Whatever, try to use as small of components as possible, as they will give a much neater job, will be cheaper, and will work just as good.

ENCLOSURES

Now that you have a working model touchtone encoder, you will no doubt find that an enclosure would be appropriate. The Detroit Area Repeater Team is manufacturing encoder housings and is making them available for a fee of \$6.75 each postpaid. They come in two styles: Type M for mobiles with a mounting bracket for under the dash installation, and Type B for base station control. This latter style resembles the telephone co. type and is of the sloping panel variety.

Both enclosures are made of light aluminum and are dressed up a bit with a wood grain finish, and have a very nice professional appearance. A check made out to DART and mailed to this address will have one delivered:

Detroit Area Repeater Team
P.O. Box 201
Clawson, Mich. 48017